



Olney Art Association

ESTABLISHED IN 1974

Visit our website at:
olneyartassociation.org

OAA Wants You!



Join the Fun and Volunteer.

OAA needs a **Publicity Chair**
and a **Special Programs Coordinator**.

The **Publicity Chair** will contact radio, newspapers, and list serves to publicize OAA Events. Remember, all Chairpersons receive the full support and help from the OAA Board.

The **Special Programs Coordinator** will help facilitate arrangements for half day and full day workshops two to three times a year.

The Coordinator will communicate with the Speaker, OAA Membership, the Olney Library and the OAA Board

Volunteers are also needed to set up for OAA meetings in the Community Room at the Buffington Building and restore it to its original condition afterwards. This would include 5 meetings per year and the jury day for the Woodlawn Show in October Community Room.

Inside

President's Message	2	Member News	4	Spring Plein-air Workshop	6
Note the Date	2	<i>Farms and Barns</i> at Sandy		<i>Farms and Barns</i> Paint-outs	7
Meeting News	3	Spring Museum	5	Kritt's Tip	8
Ranazul Exhibit	3	Events	6		

President's Message

Dear Fellow Artists,


Finally, spring!

I hope that each of you are taking advantage of the change in seasons and warming weather to work outside. Photography, plein air painting, or heading out with your sketchbook to capture the fleeting light and color of the early spring can't help but make you happy!

Take advantage of the upcoming plein air paint-outs with the "Farms and Barns" theme for the OAA Sandy Spring show this summer. Allow yourself time to really look around you and take in all the beauty.

"All our knowledge is the offspring of our perceptions." - Leonardo da Vinci

Until next time,
Karen



Note the Date

Tues May 5	OAA Meeting, *6:30-9 p.m. at the Buffington Bldg., Olney, MD	Sun June 7	Reception at La Galeria at Ranazul, 4-5 p.m.
Thurs April 30	Pick up Artwork at Praisner Library	Tues July 7	OAA Meeting, 7-9 p.m. at the Buffington Bldg., Olney, MD
Sat May 16	Olney Library Exhibit Exchange 10-110 a.m.	Aug 1-Aug 30	OAA Exhibit <i>Farms & Barns</i> at Sandy Spring Museum More information on page 5
May 31-June 28	<i>Signs of Summer</i> An OAA Exhibit at La Galeria at Ranazul	*Come to the meeting at 6:30 for social time, the meeting and presentation will begin at 7 p.m.	

Gordon France Watercolor Workshop

"Squeeze three primary colors onto your palette. Now dip your brush into each of them, swirl the brush around and paint!" Thus began the Gordon France workshop at Olney Library in mid-March. Sixteen eager OAA watercolor artists met to paint and watch Gordon demonstrate his loose, flowing style. With everyone gathered around his table, the artist showed how he enlarged a photograph to the dimensions he wanted, how he loosely sketched his drawing, how he sprayed both sides of his paper but did not anchor or stretch it, and how he built his work of art in layers. "Do not paint every hair or every brick or every window-pane. Paint shapes instead."

The three-hour time frame did not allow much time for the students to

paint, but everyone tried his "s" or "figure eight" method of mixing pigments. When asked, the student consensus was that Gordon finish his painting rather than give students time to paint.

Special thanks go to Gloria Tanton for contacting Gordon France (gordonfrance.net) to arrange the workshop, and serving as hostess.

Watch your OAA newsletter for our next workshop to be held in September.




March 3 , 2015 Meeting was held on April 7, 2015

Bernard Dellario spoke and demonstrated his approach to painting with gouache at our March meeting which was held on April 7, 2015 due to adverse weather.

Bernie earned a Bachelors degree from Kings College in Wilkes-Barre, PA and has studied Art at the Art League School in Alexandria, Virginia. He has been a member of the Washington Society of Land-

scape Painters since 2003 and currently serves on the Board as Treasurer. He exhibits and has won awards through several venues in the Washington DC metro area.



At left, Bernie is demonstrating his technique with gouache.

Above, the finished painting.

May 5th Meeting

The next OAA Meeting will be held May 5, 2015 at 6:30 p.m. in the Buffington Building Community Room. This meeting will begin early with a time to socialize at the beginning.

Topics to be discussed include on-going exhibits, August's OAA Sandy Spring Museum Exhibit, *Farms and Barns*, and much more. Jean Hirons will be featured at our May meeting. She is a painterly realist using soft pastel to create luminous landscapes. A native of New England, Hirons often features its beautiful architecture in her paintings, or the farms of the Mid-Atlantic, where she now resides.

Hirons is a signature member of the Pastel Society of America and a member of the Master Circle of the International Association of Pastel Societies. She also holds signature membership in the Pastel Painters Society of Cape Cod and the Maryland Pastel Society. Her work has been included in many national and international juried shows and her paintings are internationally collected.

During the meeting, Jean will be doing a landscape in pastel beginning with a hard pastel and alcohol underpainting. She will explain the importance of making changes to photographs in terms of composition and color."

La Galeria at Ranazul Exhibit

Our next show at La Galeria at Ranazul Restaurant, 8171 Maple Lawn Blvd. in Fulton, MD will be hung on May 31st and remain up until June 28th. The theme of our show this year is "Signs of Summer". There are still a few openings available on a first come first taken basis. See the February

OAA Newsletter for information and registration forms. Contact Mimi Hegler at mimisart@gmail.com or 301-774-5779.

Join us at the Champagne Reception at La Galeria at Ranazul on June 7, 2015 from 4-5 p.m.

If you have any items for the OAA Newsletter, send them to Lori Myers at lmyers1761@live.com

Member News

- The 40th Annual Community Art Show and Sale sponsored by The Women's Club of Chevy Chase was held April 10 – 12, 2015. The show featured the following OAA members:

Shirley Tabler was awarded a First Place and an Honorable Mention and sold a large etching.

Lillian Mobley received an Honorable Mention for her intaglio print, "Excitement at Glen Falls, NY,".

Sally Drew's award-winning painting, Asparagi, was sold

Peggy Tadej's watercolor won an honorable mention.

Renata Vaccari's pastel won a Blue Ribbon.

Ingrid Barnes, Sandra Bourdeaux, and Craig Whitt also participated.

- Karen Norman** was juried into "Food for Thought", Capitol Hill Art League, 545 7th street, SE, Washington, DC; March 5 - April 16, 2015. She received an Honorable Mention.



A Moment Here, A Moment There

*Watercolor Images
Originals and Giclee Prints
by Ann Bolt
March 15 - June 15 2015*

*Rockville Mayor's Office
111 Maryland Avenue
Rockville, MD 20850*

M-F 9-5 pm

RT 28 & Maryland Ave Behind where the old RV Library used to be Free Parking



Welcome to New Member

Paula Bowen

Of Silver Spring, MD

Email: paula_dave@verizon.net

Teaching Opportunity

Rossmoor Art Guild is seeking a teacher skilled in pastel painting. Parttime. The full schedule offers 7 sessions a year, 6 classes each session, each class lasting 2.5 hours, M-F, morning and afternoon classes. Pick one or two to teach.

Substitute teacher needed for Summer Session, July 13 to August 22, 2015. Watercolor and Drawing.

Rossmoor Art Guild, Leisure World.
at Leisure World's Club House I,
Silver Spring, MD.

Contact Maggi Mannarino, at 301-598-2016

OAA Farms & Barns Exhibit at Sandy Spring Museum

FARMS AND BARNs, a juried exhibit that tells a story of structures and life, past and present, within a 6 mile radius of the Friends Meeting House, Sandy Spring, Maryland.

Exhibition Dates – August 1 – August 30, 2015;
Reception on August 1

Guidelines

Size - No larger than 36" in any direction – including frame

Media - Any drawing media, any painting media, mixed media, photography.

Theme – The title and theme of this exhibit is Farms and Barns. All work is to conform to the title and theme. The show will be juried.

Prizes – Prizes for the show will be awarded as follows:

First Place - \$100

Second Place - \$75

Third Place - \$50

3 Honorable Mention @ \$25 each

Support

Archives – The SSM is an excellent source of information on the history of farming in the area. The library of archived photographs is extensive. Artists may make an appointment to view historic references

when the museum is open and arrange for copies to be made of the images to be used in art pieces (great for collage).

Paint Outs – Roberta Staat will be running paint outs April through mid-July for those who wish to paint en Plein Air or photograph for studio work. Photographers are welcome to join the paint outs. A limited number of people will be allowed on each property because of the parking limitations. Roberta will be sending out posts on date and time and address to all members on the mailing list.

Cost

Jury Fee – \$25 for members of Sandy Spring Museum; \$30 for nonmembers. Up to 3 pieces per artist. All work is to be submitted in person on Sunday, July 26 at 3pm-5pm. The Jury fee will be paid at that time. All work that is not going to be hung in the show is to be picked up August 2 at the reception. **This is a nonrefundable fee.**

Questions: contact Roberta (Bobbie) Staat – email: rmstaat@verizon.net

Phone:- 301-570-0047

OAA Website

OlneyArtAssociation.Org

Included in your membership, our website gives our members an opportunity to show their artwork and offer contact information through the Member Gallery and Online Member Directory. If you are interested in taking advantage of this, contact Sherry Jose', our webtender, at jose2325@aol.com, to have your information posted on the website.

Events

American Masterworks from the Corcoran, 1815-1940 at the National Gallery of Art, February 7 – May 3, 2015 in the West Building Main Floor Gallery

Focus on the Corcoran: Works on Paper, 1860-1990 at the National Gallery of Art, February 7 - May 3, 2015, in the West Building Ground Floor Galleries

In Light of the Past: Celebrating 25 Years of Photography at the National Gallery of Art, on view in the West Building from May 3 through July 26, 2015, will commemorate more than two decades of the Gallery's robust photography program. Some 175 of the collection's most exemplary holdings will reveal the evolution of the art of photography, from its birth in 1839 to the late 1970s. *In Light of the Past* is one of three stellar exhibitions that will commemorate the 25th anniversary of the National Gallery of Art's commitment to photography acquisitions, exhibitions, scholarly catalogues, and programs.

The Memory of Time: Contemporary Photographs at the National Gallery of Art, Acquired with the Alfred H. Moses and Fern M. Schad Fund, on view in the West Building from May 3 through September 13, 2015, will explore the complexity of the medium's relationship to time, memory, and history. Seventy-six works by 26 international artists will be presented at the Gallery for the first time. *The Memory of Time* is one of three stellar exhibitions that will commemorate the 25th anniversary of the National Gallery of Art's photography program.

OAA Exhibit at La Galeria at Ranazul 8171 Maple Lawn Blvd. in Fulton, MD. ; May 31-June 28. Reception at La Galeria at Ranazul on June 7, 2015 from 4-5 p.m.

Watercolor Images, Featuring Original Watercolors and giclee prints by Ann Bolt. March 15– June 15, 2015 at Rockville's Mayor's Office, 111 Maryland Avenue, Rockville, MD. Located at the intersection of Route 28 and Maryland Avenue

Paint the Gardens, A One Day Paint Out, Show and Sale, May 16, 2015. Sponsored by Sandy Spring Museum. Garden Club. Immerse yourself in local flora, painting in one or two of five fabulous gardens located on the North New Hampshire Avenue Corridor. Then celebrate over wine and hors d'oeuvres at a Garden Party. Cost: \$30.00. For more information and registration details: Contact Roberta Staat , email – rmstaat@verizon.net or phone – 301-570-0047.

Spring Plein Air Workshop at Giddings Ha Ha

Spring Plein Air Workshop at Giddings Ha Ha Farm on New Hampshire Avenue, Brookeville with Bonny Lundy and Bobbie Staat.

Monday, May 4 from 9:00am-3:00pm

Bonny will demonstrate outdoor watercolor set up, choosing a composition, spring color mixing and brush use. She will offer critique in the afternoon.

Bobbie will demonstrate oil painting set up.

This day of outdoor painting is for all levels of experience. We're excited to paint with you!!

Fees for the day:

\$60.00 for demonstration and critique

\$15.00 to paint on your own

In preparation for the upcoming OAA exhibit Farms and Barns at Sandy Spring Museum, there will be several more Monday paint outs at beautiful local farms. Come one, come all!

For more information and to register contact:

Bonny at bonnylundyart@aol.com 301-466-6344

Bobbie at rmstaat@verizon.net 301-570-0047

Farms and Barns Paint-Outs

Roberta Staat has arranged for paint-outs in the Sandy Spring area to prepare for the *Farms & Barns Exhibit* at Sandy Spring Museum. The following is her philosophy:

“There are 4 hour blocks of time that I like to paint on location, depending on the light. I like to spend two sessions on one location. If an artist wants to come along with me to paint, they need to call me at 301-570-0047 the weekend before the paint out they want to attend, if I am not home, leave a message. It will take a half an hour to get to a location and set up and be ready to paint after leaving home. We will meet at my house and carpool from there. Some of these sites have limited parking space. I will leave home on time. So arrive at my house earlier than the start time. Artists will need to bring food to munch on while they paint. Painting time is really important. I am strictly business when I go out to paint.”

Paint-out Schedule:

April 13,14 - 10:30 am- 4:00pm - Roy Deppa Farm- Jacob Sheep, miniature donkey, draft horses

April 20, 21 - 8:30am-1:00pm - Roslyn Farm - Barn, sheep, cattle

April 27,28 - 8:30am -1:00pm - Griggs Road **May 4** - Giddings Ha Ha Workshop.

May 11, 12 - 4:30pm - sunset - Brighten Dam Road Farm

May 18, 19 - 12:30pm -5:00pm - Greenwood

May 27, 28 - 8:30am -1:00pm - Tanglewood - Barn, Out Buildings, Sheep

June 1, 2 - 4:30 - sunset - Blueberry Farm

June 6 - Strawberry Festival

June 10-11 - 8:30am - 1:00pm - surprise

July 6 ,7- 8:30am - 1pm

July 13, 14 - 8:30am - 1pm

Sites may change and we may need rain dates. IF IN DOUBT ABOUT ANYTHING - **please** CALL ME AT- 301-570-0047. If I am not home leave a message and I will get back to you.

My address is - 19136 Alpenglow Lane, Brookeville, MD 20833

OAA OFFICERS FOR 2015 to 2016

Karen Norman	Co-President	301-622-3770 waterkart@gmail.com
Peggy Tadej	Co-President	301-754-0140 ptadej@comcast.net
Craig Whitt	Vice-President	301-758-5238
Sally Drew	Secretary	301-774-2125 swdrew@verizon.net
Sara Becker	Treasurer	301-216-0861 thebeckers6400@verizon.net
Barbara Kahla	Membership	301-996-9360 barb.kahla@gmail.com
Lori Myers	Newsletter	240-477-0843 lmyers1761@live.com

OAA Website

olneyartassociation.org

Sherry Jose' is point of contact for the OAA website:

If you would like to put a digital photo of your artwork on the website, please email Sherry....each member will be allowed (1) image at a time and you may change them at any time. We need photos of your paintings for the gallery.

Email Sherry at:

jose2325@aol.com



Kritt's Tip by Penny Kritt

Last month's column tackled the challenge of painting white objects. You saw how many colors and shapes are actually in a white object. You also learned that your choice of backgrounds has a great influence on the final outcome.


Now let's take it a step further and paint something completely transparent! We'll start with a soap bubble. The good news is, as long as it's round, you probably can't go wrong. Here are some samples. They are exactly the same, but the background makes them seem very different.



The great thing about painting transparent things is that you can show reflections of any color or shape you need. Need a pretty magenta in your bubble? Just put something in the background with magenta in it, and that's your justification for that color in the reflection in the bubble.

In the image below, the bubble has been converted to a black and white image. Then pure white and black shapes were superim-

posed. Isn't it amazing how dark our "clear" bubble is?



In Bubbles with a Red Dot (below), I combined regular and metallic acrylic paints to give a little more shine to the bubbles. Again, you see that these "clear" bubbles are a mid tone value.

Bubbles with Red Dot




*Acrylic on canvas
Penny Kritt*

I set the bar even higher by stacking the bubbles to show depth and how they overlapped. I made the bubbles different values to give the painting some contrast. It would be boring if all the bubbles were painted the same. Bubble No. 1 is darkest, No. 2 is lightest and No. 3 is a combination.


Little bubble No. 1 is in the front. Directly behind it is the largest bubble and mid-sized No. 3 is the farthest back. If the bubbles didn't overlap, you couldn't tell which was in front. No. 1 is str-

ategically placed to cover part of the background and then also cover part of the edges of Nos. 2 and 3. Likewise, No. 2 covers most of No. 3. The gold vertical shape is darkest above the bubbles. Then



it gets lighter behind No. 2 and almost disappears behind the darker No. 3.

Water works the same way. Below is a dew drop, both in color and then in black and white.



The edge of the water will be a round, hard edge, so you can see exactly where the water begins and ends. But the reflections in the water will all have soft, blurry edges.

Here's a quick exercise to try. Get a clear drinking glass. Fill it half-way with water. Now paint it.

Happy painting!

**For classes or private lessons,
contact Penny at 301/989-1799**

OAA Sweatshirts

Made to Order



– **Only \$30!** Embroidered with the Olney Art Association name, web site and an artist's palette and just in time for those cool spring morning walks, paint-outs, photographs, and general outdoor activities. The sweatshirt is made by Jerzees in a 50/50 cotton/poly blend, so it is easy care – just toss it into the washer and dryer. It is available in twenty-four different colors and sizes from small to 4XL. To order yours, just send an email to swdrew@verizon.net or talk to Sally Drew at the next OAA meeting.



A Work of Art by Debra Halprin
Giclée Printing and Photography
 Create Fine Art Prints of your Paintings
 on Watercolor Paper or Canvas

.11 cents per sq. inch on paper
 .14 cents per sq. inch on canvas
 \$35 Photography Fee - Includes
 Proofs and Color Enhancement

For All Your Giclée Printing Needs

www.halprinart.com
 301-260-9701
 14239 Alta Oaks Dr
 Rockville, MD 20850

Penny Kritt 301-989-1799
Classes and private lessons in a working art studio
 Painting Drawing Color Theory
 Design & Composition
 Beginners - a calm, supportive place
 Intermediate & Advanced - move your art
 to a higher level
www.pennykritt.com

Artful Framers of Olney

Custom Framing

25% DISCOUNT for OAA members

George Miller
 3426 Olney-Laytonsville Road
 Olney, MD 20832
 (301) 570-0223

Open: Monday & Saturday 10 AM-5 PM
 Tues.-Fri. 10 AM-6 PM

