



Olney Art Association

supporting local artists

ESTABLISHED IN 1974

Visit our website at: olneyartassociation.org



Note the Date

2017

- Tues Jan 3** **OAA Meeting**, 7-9 p.m.
at the Buffington Bldg.,
Olney, MD
- Fri Jan 13** **OAA Exhibit at Brookeville Farms**
Submission period closes.
- Mon Jan 30** **OAA Exhibit at Brookeville Farms**
10:15 a.m.:
Hanging new exhibit. If you are exchanging the old for a new piece you may do that as well. (See Page 5)
- Sat Feb 11** **Olney Library Exhibit**
Pick up and Drop off
Artwork at **10:15 a.m**
- Tues March 7** **OAA Meeting**, 7-9 p.m.
at the Buffington Bldg.,
Olney, MD

MEMBERSHIP RENEWAL FOR 2017

The Olney Art Association's membership year begins again in January. It promises to be another year of great speakers, art shows, workshops and more! Our dues remain at \$30 and you may begin renewing your membership at any time. I ask that you renew by January 30th, Doing so assists us in budgeting for 2017.

I also ask that you complete the membership form included in this newsletter (even if you did it last year). If none of your contact information has changed, you can just write "same", but please fill out the rest of the form. We would like to gather data on what media you work with, what workshops might interest you and your volunteer interests. If you gave me money at the December party and did not fill the form out, please do so and send it to me as well. My address is on the form.

—Barbara Kahla, Membership

OAA NEEDS YOU!


As you know, Connie Gallerizzo will end her year-long term as co-president with David Terrar on January 3, 2017. We thank her for the enthusiasm and energy that she brought to the association, and are sorry to see her go. However, David Terrar will remain as president for the next two years and for that, we are grateful. But now OAA needs your help. We have two vacancies on the board – a co-president to join David and a new vice-president. The board meets every other month for about 1.5 hours. The current members share the work

of keeping the organization moving in the direction you wish it to go – offering opportunities to show and sell your work, providing dynamic and knowledgeable speakers at every meeting, seeking out new programs for everyone. Please consider volunteering your time, energy and expertise to keep this respected art association going. If you have any questions about the board, please ask a current member. The list is on page 3 of this newsletter.

Inside

Presidents' Message	2	Events	3	Call for Artists	4	Kritt's Tip	6
Brookside Gardens	2	OAA Website	3	The Inn at Brookeville Farms	5	Classes	7
Meeting News	3	Member News	4	Woodlawn Manor Exhibit	5		

December 6th Holiday Party Meeting



Welcome to the Party!

Enjoying the Festivities!

On Tuesday, December 6th, we enjoyed a brief meeting to take care of business and then a wonderful evening of fellowship during our Holiday Party. Joan Hobbs, Sally Drew and Debby Wolfe did a bang up job of planning and working on the accommodations as well as the delicious food from Ricciutis and door prizes from

various vendors. It was really fun to see everyone having real conversations with each other--no cell phones, no speakers, just good exchange of ideas and friendship. Thank you to all who made this possible. It was a fitting way to finish a good year for OAA and launch 2017!

President's Message

Dear Fellow Artists,

As we end 2016, I think we had some significant accomplishments in 2016. We had some interesting shows, some great educational art presentations, a new logo, had a lot of fun and I hope we have met other artists and started the process of making new friends through art.

Going into the new year I want to encourage everyone to try a new art technique or approach to producing art. It might mean taking a class or workshop, going to a different painting location, especially if the same old way of doing your art isn't getting the results you are seeking. The idea is to try something different and push back the horizon of ignorance.

My brother recently gave me a bunch of my deceased mother's kitchen tools. He finally cleaned out our mother's kitchen. Most were duplicates of things already here in the kitchen drawer. There was one metal 4 inch spatula with serrated edge. I immediately saw a use for it as a

palette knife, even though a bit bigger than the one I usually use. Frequently I paint Chesapeake Bay scenes with marsh grass and water. The serrated edge with a little oil paint proved to be a great tool for marsh grass and the reflection in the water. To me it is a new tool and a new way to paint the familiar. Don't be afraid to try something new.

The Matisse Diebenkorn exhibit at the Baltimore Museum of Art (10 Art Museum Drive) is a great show to see. It runs until January 29. Matisse was one of the original Fauve's in the early 1900s had a great influence on Diebenkorn and many others. Making the trip is worth the effort.

Until next time,
David Terrar

January 3rd Member Meeting

There will be a vote for OAA Officers and for revisions of the OAA Constitution. The Constitution has been in need of changes to address new issues that have arisen during the past four-five years. Three long-time members met several times during the past year to make these revisions. During our January meeting, 1/3/2017, the membership will be asked to vote on the proposed revisions. Just after the Christmas holiday, the current constitution and the revised document will be emailed to you. Those of you who receive the newsletter by USPS will be sent a hard copy. No matter which version you receive, please read it carefully. If you

have any questions or want to suggest a different revision or a change in wording, please contact Sally Drew, 301-774-2125 or by email at swdrew@verizon.net. Our hope is for a quick vote without a prolonged discussion so we can enjoy our speaker, Linda Ely.

Linda Ely is a multimedia artist whose topic will be "Options for Saving a Failed Painting". Linda Ely was born in Washington, D.C. She attended the University of Maryland in College Park, Maryland and holds a Bachelors Degree in Secondary Art Education. She is a Fellow of The MacDowell Colony in Peterborough, New Hampshire

Events

The 83rd Exhibition of Fine Art in Miniature, There's still time to see the miniatures at Strathmore Mansion, through December 31. Strathmore is open every day except Monday and holidays. This year's exhibit is spectacular with 735 artworks created by 280 artists from 12 countries. Visit www.mpsgs.org to see photos of the award winners.

Drawings for Paintings in the Age of Rembrandt, October 4, 2016 – January 2, 2017, National Gallery of Art West Building, Ground Floor, Outer Tier. Dutch landscapes, still lifes, and scenes of daily life possess a remarkable immediacy and authenticity, giving the impression that Dutch artists painted them from life. However, artists actually executed these works—as well as biblical and mythological subjects—in studios, often using drawings as points of departure. More than 90 drawings and 27 paintings by such renowned Golden Age masters as Aelbert Cuyp, Pieter Jansz Saenredam, and Rembrandt van Rijn reveal the many ways Dutch artists used preliminary drawings in the painting process. The exhibition includes compositional drawings, individual figure studies, carefully ruled construction drawings, and sketchbooks.

Matisse/Diebenkorn, October 23, 2016 – January 29, 2017, The Baltimore Museum of Art. More than 90 paintings and drawings by Henri Matisse (1869-1954) and Richard Diebenkorn (1922-1993) show the French modern master's enduring influence on one of the greatest post-war American painters. Open Wed.-Fri. 10am – 5pm & Sat.-Sun 11am – 6pm Closed Mon. & Tuesday. Located at 10 Museum Drive, Baltimore, MD 21218-3898, Telephone: (443) 573-1700 TDD: (410) 396-4930

OAA OFFICERS

David Terrar	Co-President	301-253-4589 david_terrar@msn.com
Craig Whitt	Vice-President	301-758-5238
Sally Drew	Secretary	301-774-2125 swdrew@verizon.net
Deborah Wolfe	Treasurer	301-570-0735 dwolfe927@verizon.net
Barbara Kahla	Membership	301-996-9360 barb.kahla@gmail.com
Nancy Halladay	Publicity	301-924-9693 nah826@aol.com
Lori Myers	Newsletter	240-477-0843 lmyers1761@live.com

OAA Website

olneyartassociation.org

Glenn Perry is the OAA website managers.

If you would like to put a digital photo of your artwork on the website, please email Glenn...each member will be allowed (1) image at a time and you may change them at any time. We need photos of your paintings for the gallery.



Email Glenn at :
gjperry@gmail.com

Member News

- A new art gallery has opened in Rockville, and **Katherine Richards** is represented there. It is called the New Masters Art Gallery, and it features realist works from emerging artists and professional artists in the MD-VA-DC area. The website is www.newmastersartgallery.com. The gallery is located in the Artists & Makers 2 art center, 12276 Wilkins Avenue, Rockville. Our next exhibit, Small Works, opens January 6 with a First Friday evening event. All are welcome!
- For Olney Art Association members: If your work is realist in nature and you are looking for gallery exposure, you may want to apply for membership in the New Masters Art Gallery. Go to our website, www.newmastersartgallery.com, and have a look. Information for artists can be found under the "membership" tab.
- **Debby Wolfe** was at Brookeville Inn for lunch this past weekend, "I was with some neighbors, one of which was in a wheelchair. So our table was moved to accommodate her. As we all sat down, one neighbor said "is that your painting Debby?" Sure enough, it was my painting of the red barns that we all loved (now gone). It made my day!"
- At the Rockville Art League show at Glenview Mansion, new OAA member, **Angie Lacey**, won first place in watercolor, **Mimi Hegler** won third place in watercolor, and **Karen Norman** won best in show and second place in watercolor. Located at Rockville Civic Center Park, 603 Edmonston Drive, Rockville, MD 20851. The show runs through December 30, 2016.
- The following OAA members were accepted into *The 83rd Exhibition of Fine Art in Miniature*, Curated by The Miniature Painters, Sculptors & Gravers Society of Washington, DC: **Ingrid Barnes**, **Sara Becker**, **Mimi Hegler** who earned Second in Graphic Arts for "Lonesome Boy", **Sherry Jose'** who earned Honorable mention in Collage/Mixed Media for "Silo at Brookeville Inn", **Nancy Leak**, **Dan Ranhart**, **Genevieve Roberts** who earned Honorable mention in Graphic Arts for "Great Day", **Helen Ryan**, **Nancy Still**, **Shirley Tabler** and **Susan Zehner**

Welcome New Members

Tom E. Cole
of Olney, MD
thekool13@gmail.com

Angela Lacy
of Rockville, MD
alacy1130@gmail.com

Loretta Lechlida
of Silver Spring, MD
lorettalechlida705@hotmail.com

Happy Birthday

December

Immerman, Ray 10
Cane, Sandra 11
Burling, Ann 20
Matteson, Glenn 27
Sybrant, Rawligh 31

January

Myers, Lori 7
Ogram, Lana 13

February

Bowen, Paula 1
Kahla, Barbara 10
Leason, Max 10

Call for Artists

BETHESDA PAINTING AWARDS

Deadline: February 17

The Bethesda Painting Awards is downtown Bethesda's annual juried art competition that exclusively honors painters from Maryland, Virginia and Washington, D.C. \$14,000 in prize monies are awarded to the top four painters annually.

Awards

- Best in Show - \$10,000
- Second Place - \$2,000
- Third Place - \$1,000
- Young Artist* - \$1,000

*Young Artist whose birthday is after February 17, 1987 may be awarded this prize. The Jurors will select up to 10 finalists who will be invited to dis-

play their work in a group exhibition at Gallery B in downtown Bethesda in June 2017.

More Infoat: <http://www.bethesda.org/bethesda/bethesda-painting-awards>.

OAA Exhibit at The Inn at Brookeville Farms

It is that time of year again! Our present exhibit at The Inn at Brookeville Farms will come down on Monday, January 30, 2017, and the new exhibit will be hung that same day. Please read the information below and email or call me with questions.

(jose2325@aol.com or 301/681-4786)

Directions for submitting art:

1. Original pieces may be of any medium, two-dimensional media--no sculptures, subject to final acceptance by the committee.
2. We **do** accept prints of original pieces which must be of **archival quality** (giclée) properly matted and framed with wire hangers, (no saw tooth hangers).
3. Gallery wrapped canvas will be accepted as well.
4. Pieces should be no smaller than 8 x 10" (framed size) and will be subject to the discretion of the committee as far as how large they are, (hanging space is the issue).
5. Each artist may submit two pieces for consideration with the understanding that the number chosen will depend upon available space.
6. A jpeg is to be submitted to me via email or a photo can be mailed to me if necessary, so we can determine placement and appropriateness of pieces submitted. Please include in your email the **name** of your piece, **medium, size** and **price**.
7. Pieces will remain up for **one year** and cannot

be removed unless sold.

8. All art will be for sale, with a **minimum price of \$100**. Sales will be handled between me and the restaurant; the artist will receive a check from our treasurer after 20% commission has been subtracted for OAA. (Brookeville Inn does not take any commission.)

9. **Dues must be paid before your artwork can be hung.**

Important dates:

Monday, December 12, 2016: Begin submitting art images via email to me at jose2325@aol.com. You may "snail mail" a photo to me if you cannot send it via email but do include the information requested above. My address is: 11510 Charlton Drive, Silver Spring, MD 20902.

Friday, January 13, 2017: Submission period closes. Items sent by "snail mail" must be postmarked no later than the 13th. You will receive an email from me by Wednesday, January 18th as to which pieces have been chosen.

Monday, January 30, 2017, 10:15 a.m.: Hanging new exhibit. If you are exchanging the old for a new piece you may do that as well.

As always, if you have any questions or concerns, please do not hesitate to contact me. This is a lovely venue and a great opportunity to get your name out there!

—Sherry Jose', Brookeville Exhibit Coordinator

OAA Annual Show at Woodlawn Manor

Let's give our show Chairs and Committee Chairs a very heartfelt "Thank You"!

Committee Chairs:

Show Co-Chairs: Nancy Still, Cecile Kirkpatrick

Jurying: Lori Myers

Hanging: Nancy Still

Hosting: Cecile Kirkpatrick

Refreshments: Levan Kuck

Awards: Sally Drew

Publicity: Nancy Halladay

Congratulations to our Award Winners!

Awards:

Best in Show - "Unlocked," Karen Norman, \$200

Juror Awards:

"Tall Phlox", Sandra Bourdeaux, \$50

"Moving On," Cecile Kirkpatrick, \$50

"Night Prayer," Karen Norman, \$50

Honorable Mentions:

"Teamwork," Joanne Aarons, \$25

"Chinese Evergreen Dogwood,"

Carolyn DeHaas, \$25

"Dyed in the Wool," Sally Drew, \$25

"Aloe," Mimi Hegler, \$25

"The Blue Boat, Mimi Hegler, \$25

"Thistle," Susan Zehner, \$25

Tips from Penny Kritt

Patterns and Lettering

If you're looking for a new idea in your artwork, consider patterns and/or letters in the composition. Use them either as the focal point or try a more modest treatment to just break up a large, boring shape that just as to be in the picture.




Figure 1

Figure 1 above is a safe design. It's symmetric and that's what makes it so predictable *and so boring*. This kind of pattern makes a good background, maybe wallpaper behind a still life. It will be even less intrusive if there's less contrast between the background and the pattern (see Figure 2 below).

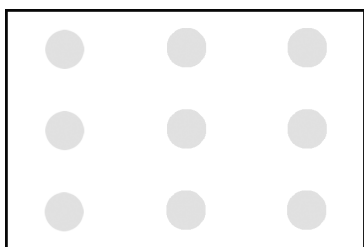


Figure 2

Figure 3 below is still a recognizable pattern because it consists of teal circles. It's disrupted, however, by the one large shape and the random placement of the circles. That makes it a little unsettling. With this treatment, will there be another area in your composition that explains the disorganization or will you just leave the viewer to figure it out?




Figure 3

Figure 4 below overcomes the uneasiness of the image immediately above by having a recognizable word superimposed on the dots. Once again, the viewer feels safe. Perhaps those disorganized dots are now *bubbles*, and those shapes are very compatible with the meaning of the text.



Figure 4




Figure 5

Figure 5 above will really make the viewer work to put the pieces together! The letters are actually in the right order, but the different sizes and orientations make it obscured.

The images above are displayed as unique compositions, but these techniques can be used as an element in a larger work.

The painting below, **In Sheep's Clothing**, came from the idea

that, if a wolf could wear sheep's clothing, why shouldn't sheep do the same? And I wanted to share the pun with viewers, but how? It took *a lot* of planning. The company name is "Mountain Sheep's Clothing". It's partially obscured by the sheep themselves so what you really see is "in Sheep's Clothing"! Not only are the sheep actually wearing clothing, but the explanation is clearly visible.



In Sheep's Clothing

By Penny Kritt

As you design your next composition, consider adding elements that are predictable and/or unexpected. Your design will take longer, but it will be more sophisticated – and more likely to make it into the next art show!

For more information,
contact Penny at 301/989-
1799
or visit www.pennykritt.com

©Penny Kritt 2016

Kritt Studio Classes

Drawing People

classes start January 23rd,
daytime & evening

Painting Sky and Water

classes start January 17,
daytime & evening

Advanced Groups

and

Private Lessons

Call Penny at 301/989-1799



Giclée Printing & Photography

Create Fine Art Reproductions of Your
Artwork on Watercolor Paper or Canvas

A Work of Art by Debra Halprin

.11 cents per sq. inch on paper
.14 cents per sq. inch on canvas
\$35 Photography Fee - Includes
Proofs and Color Enhancements

For All Your Giclée Printing Needs
www.Halprinart.com

Halprinart@aol.com
301-260-9701

OAA Sweatshirts

Made to Order



– **Only \$30!** Embroidered with the Olney Art Association name, web site and an artist's palette and just in time for those cool spring morning walks, paint-outs, photographs, and general outdoor activities. The sweatshirt is made by Jerzees in a 50/50 cotton/poly blend, so it is easy care – just toss it into the washer and dryer. It is available in twenty-four different colors and sizes from small to 4XL. To order yours, just send an email to swdrew@verizon.net or talk to Sally Drew at the next OAA meeting.

Penny Kritt 301-989-1799

Classes and private lessons in a working art studio

Painting Drawing Color Theory
Design & Composition

Beginners - a calm, supportive place
Intermediate & Advanced - move your art
to a higher level

www.pennykritt.com

Artful Framers of Olney

Custom Framing

25% DISCOUNT for OAA members

George Miller
3426 Olney-Laytonsville Road
Olney, MD 20832
(301) 570-0223

Open: Monday & Saturday 10 AM-5 PM
Tues.-Fri. 10 AM-6 PM



Membership Application Form

Established in 1974, Olney Art Association promotes the visual arts in the greater Olney area.

OAA holds membership meetings on the first Tuesday evening of **January, March, May, July and September**.

The membership meetings include art demonstrations and other presentations aimed at giving the members a wide spectrum of new ideas and motivation for their own work. Our members work in a wide range of media, including oil painting, watercolor, acrylics, pastels, printmaking, pottery, photography and digital art.

We meet at the Olney Community Room in the Buffington/Remax Building. This building is located at 3300 Olney Sandy Spring Road in Olney 20832. It is located between Ricciuti's Restaurant and the Bank of America. The Community Room is on the side which faces the bank.

Annual dues: \$30. (Membership year is from January 1 to December 31. Please make your check *payable to Olney Art Association*.)

Benefits of membership include:

- A bi-monthly newsletter with information about area art shows, workshops, general art news, member activities and monthly meetings updates.
- Opportunities to exhibit your work at various venues
- Networking with other artists
- Opportunities for your work to be critiqued at exhibits and during the July meeting.
- Discounts to OAA events

We hope you'll join us!

Mail your check, *payable to OAA*, and this form to:

Barbara Kahla, OAA Membership Chair
17833 Whimsey Court
Olney, MD 20832

OAA Membership Application Form

Printed Name: _____ Date _____

Address: _____

Phone number(s): _____ (home) _____ (cell)

Email: _____

Website: _____

OAA is made up of all volunteers. We rely on everyone's help to enrich our organization.

Please check your areas of interest:

___ Chair a committee or exhibit

___ Serve on a committee

___ Serve as an officer on the Board

___ Give a demonstration at one of our meetings

"Done in a day" tasks such as:

___ Help register members for exhibits

___ Serve as a greeter at a meeting or exhibit

Other volunteer interests: _____

In which medium/media do you work?

Workshop interests such as:
drawing, composition, plein air,
figure, still life. Other suggestions?)

Please make a check for \$30 payable to the Olney Art Association or OAA. This will cover your membership through the end of the calendar year.