



Olney Art Association

supporting local artists

ESTABLISHED IN 1974

Visit our website at: olneyartassociation.org



Note the Date

2019			
Through Mon Jan 6	OAA's Annual Juried Show at Kentlands Mansion (see page 6)	Tues Jan 15	OAA Meeting 7-9 p.m. at the Buffington Bldg., Olney, MD
Wed Jan 3	ShaareTefila Exhibit Shaare Tefila Synagogue on Georgia Avenue in Olney (see page 6)	Mon Feb 4	OAA Board Meeting Olney Library 9:30 a.m.
Sat Jan 5	Olney Library Exhibit Olney Library Pick up and Drop off 10-11 a.m. (See Page 6)	Mon Feb 4	Application Submission Begins for La Galeria at Ranaul Exhibit (See page 7)
Mon Jan 7	Pick up Art at Kentlands Mansion 10:30 a.m.	Tues Mar 5	OAA Meeting 7-9 p.m. at the Buffington Bldg., Olney, MD
		Sun Mar 31	La Galeria at Ranaul Exhibit Drop off Art and Hang Show
		Sun Apr 28	La Galeria at Ranaul Exhibit Take down show and Pick up art

January 15th Member Meeting

Note that our January meeting is on the 3rd Tuesday, January 15th, since our regular meeting date would have been New Year's Day.

Christine Lashley will be our speaker. Visit her website at: christinelashley.com

Election of OAA Officers:

It is time to vote for our OAA Officers. As of press time our slate is:

President: David Terrar

Vice President: Joan Hobbs

Secretary: Sandy Yagel

Treasurer: Sandra Bourdeaux

If you wish to submit your name for any of these positions please contact David Terrar and we will Send out an email announcing your intention.

Publicity Chair : This OAA Board position is currently vacant and it is one of our most important seats. We need someone to let the community of Olney know about our organization and our exhibits.

Membership Renewal

It is time for your 2019 membership renewal. Please complete the form at the end of the newsletter and return it with a check for \$30 made out to OAA to the address on the form. The coming year has some great speakers in store, as well as opportunities to show and sell your work. Please send your check to me by the end of January in order to be included in the updated 2019 directory.

Barbara Kahla, Membership Chair

President's Message

Dear Fellow Artists,

So winter is coming like a freight train and so is the temptation to paint a nice snowy scene. I have found one of the hardest things to paint is something that is all white like snow. Forget about what you think you know about the white stuff and try to see what's there. There are cool shadows, warm reflections, bright highlights, diffused lighting, trees, tracks, a whole bunch of visual challenges that are not pure white. Snow is rarely all white. Practice the discipline of looking before you grab that big tube of titanium white.

Here are a few ideas:

Where is your light coming from and where is it throwing shadows?

Where are the highlights? Look for patterns like trees, sky pockets, path ways into the woods, roads, sun

beams. And what color are they? Snow is really about what is being reflected.

If the sky is dark, so will be the large, reflective patches of snow. If the snow is clinging to the side of a tree it might be reflecting a low sun in golden tones. If the snow is blanketing a pasture or wood, perhaps the red jacket of a hiker or the side of a red barn is spreading a pink glow. By taking your sky down a notch in value, you punch up your snow. All your design can come from this contrast, especially when you add warm against cool and vibrate with daring side-by-sides.

Go for warm grays when it recedes toward the horizon, purple/pink as a middle ground and dark as can be at the fore ground. Try to exaggerate and see how deeply you can make contrasts. Don't be afraid of making dramatic and graphic hard edge.

The brightest highlight is whiter than white and never chalky from the tube. Mix ever so slightly with a touch of Cadmium orange or yellow, it will dance against all those cool greys and blues.

Have you tried a glaze? Mix a spot of phthalo blue with water and medium and pull it across the whole picture with a rag or fan brush making it light here and there, with true warms. Don't forget to let your strokes be characteristic of the thing you're painting, snow.

Snow is sensual and invites impasto play. Remember to change brushes when you change colors to keep whites from getting muddy.

Keep Painting,
David Terrar

Musings from a Retiring Board Member

I had been juried into the Olney Art Association a few months earlier, and one of the jury members suggested that I enter my pieces in the annual juried show at Woodlawn. Both were such exciting ideas to me – I had not been in anything but student art shows. And what do you know? My pieces were accepted into Woodlawn! Oh, happy day!

On the designated day, I timidly delivered my artwork and stayed to help hang the show and thus began my years of learning. That day, I discovered that hanging an art show depends entirely on the eyes of the 'hangers', and that opinions are just that – opinions - and differences can be resolved when there is a common goal. Best of all, I met other artists my friends to this day.

Of course, one of the responsibilities of being in the show was serving two hours as a docent, welcoming visitors to the show and providing any information they might need about the artist and the type of painting. During those two hours, I had a chance to get to know my fellow docent on a more personal level – always a fun thing.

During the year following that first show, I went to every regular OAA meeting, learning about different approaches to art, volunteering for simple one-time tasks – such as helping on jury day, bringing snacks for meetings, being a greeter – and getting to know fellow members. From our speakers, I learned how to properly mat and frame artwork, how to present it so that the attention is focused toward the painting and not toward the framing. I learned

about drawing techniques, watercolor, acrylic and oil painting techniques, the use of color and shapes, how to create emotional responses, and so much more

When Woodlawn rolled around the next year, I volunteered to help with the install again, and then I volunteered to create a new labeling system. At the reception, I was asked to serve on the board as secretary. Of course, I said yes! How could I refuse? I was involved in assisting this wonderful group to promote art. At the same time, I was learning so much about art in the Olney area, about different techniques, about the little behind-the-scene tasks of putting on an art show and finding dynamic speakers.

As secretary, I learned much more – how to schedule meetings and shows, how work with contracts, how to bring shows and exhibits to fruition, how to create and print flyers and postcards digitally, manage correspondence and OAA contracts, and most important, how to keep records of all meetings. As a greeter, I learned everyone's name, and discovered so much more about their different approaches to making art.

And now, while I am stepping down to give another enthusiastic and caring member a chance to learn as I have, I intend to continue to volunteer. How else can we keep Olney Art Association flourishing and relevant? Besides, I don't want to stop learning.

Outgoing Secretary of OAA,

Sally Drew

Rembrandt Restoration Streaming Live Online

In conjunction with a 2019 exhibition of over 400 works by Rembrandt, the Rijksmuseum in Amsterdam will livestream the restoration of one of the master's greatest works. The public will be able to watch restoration of "The Night Watch", one of Rembrandt's most famous masterpieces, on site or on line. The painting will be encased in a clear glass chamber so it can remain on display in the Rijksmuseum for visitors and restoration buffs. Meanwhile art lovers around the world will be able to watch the restoration online as it will be livestreamed. The livestreaming will be accessible through the museum's website at www.rijksmuseum.nl.

"The Night Watch" is a group portrait of the officers and other members of the District 11 militia company of Amsterdam and is considered Rembrandt's most ambitious painting, celebrated for its dynamic quality. It was commissioned by members of Amsterdam's civic guard in 1642. Displayed in its own dedicated gallery, it is a highlight of the Rijksmuseum's collection.

An experienced team of researchers, conservators and restorers from the Rijksmuseum will study the painting before deciding on the optimal treatment plan. They will use a range of imaging techniques, high-resolution photography and sophisticated computer analysis, which will enable them to create a detailed picture of the painting, from its surface through every layer to the canvas. Collaborators from other museums and universities both in the Netherlands and abroad will be involved as well.

October 4, 2019 is the 350th anniversary of Rembrandt's death. There will be two major exhibitions in honor of the great painter, one of the world's most renowned great masters.



For the first one, running from February 15 to June 10, 2019, the Rijksmuseum will display its entire Rembrandt collection, including paintings, drawings and prints, for the first time in history. The second exhibition, running from October 11, 2019 to January 19, 2020, is entitled "Rembrandt-Velazquez" and will bring together 17th-century Spanish and Dutch masterpieces. So 2019 looks to be the year when you should make a trip to Amsterdam to immerse yourself in 17th century Dutch art.

– Susan Nerlinger

OAA OFFICERS

David Terrar	President	301-253-4589 david_terror@msn.com
Joan Hobbs	Vice President	301-384-3150 jmhobbs@verizon.net
Sally Drew	Secretary	301-774-2125 swdrew@verizon.net
Sandra Bourdeaux	Treasurer	301-926-6871 ulmus146m@verizon.net
Barbara Kahla	Membership	301-996-9360 barb.kahla@gmail.com
Lori Myers	Newsletter	240-477-0843 lmyers1761@live.com

OAA Website

olneyartassociation.org

Susan Brown

Is the OAA Website Manager

If you would like to put a digital photo of your artwork on the website, please email Susan. Each member will be allowed (1) image at a time and you may change them at any time. We need photos of your paintings for the gallery.

Email Susan at:

sbrownfi33@gmail.com



Member News

- **Jennifer Rutherford** is working on a portrait commission of a WWII British Army soldier for a friend. Jennifer was featured at a "meet the artist" event at the Family Room Gathering Place 'Sip and Shop' event located at the LaytonsVillage Shopping Center on Rte 108, tonight, Dec 13, from 6-9pm. Her husband Richard Rutherford wrote a book which Jennifer illustrated called Tadcaster and the Bullies. The book is readable for ages 7-12 and adults enjoy it too. As an ebook it's already available on Kindle, Nook and Kobo, and at Amazon in paperback and ebook form. We have a limited number of prereleases available until the official release in the UK at the end of January, and the US release in the Spring of 2019. Contact me Jennifer Rutherford at jensingerlady@gmail.com. Tadcaster and the Bullies has had great reviews so far.
- **John MacArthur's** painting "The Barn" is included in the juried show, Small Wonders at the Maryland Federation of Art in Annapolis and his painting "Saint Johns" has been purchased to hang in the Legislative offices of one of our newly elected delegates. John was also juried into the Light and Shadow exhibition. Out of 331 entries, he was one of 43 artists selected by juror Peter Van Dyck, Florence Academy of Art in Florence.
- **Isabella Martire** will be one of the featured artists this month on Artsy Shark.
- **Margo Lehman** had a solo show with 21 original pieces at Sandy Spring Friends Meeting Lyceum. From that show she sold three pieces, with a definite sale for one that went on to the Kentlands show if it doesn't sell there. And she also sold four giclee' prints.
- **Barbara Kahla** is exhibiting in a group show with four other local artists at The Meeting House Gallery. The show is titled Escapism and will be on display from November 3 to January 26. Each artist has a theme and Barbara's will be Travel. The gallery is located at 5885 Robert Oliver Place, Columbia, Maryland 21046.
- **Sharon Lee Minor's** painting RISE has been selected for the announcements/invitations of the upcoming 2019 Black History Month exhibition at Harmony Hall Art Center (Fort Washington, MD.). Also featured in the exhibit will be my *MIGRATION/PASSAGE* painting which was juried into the OAA Artists & Makers exhibit, this past summer.

Welcome New Members!

Juhli Jansen Olney, MD luckyzoey819@gmail.com	Nancy Mixson Rockville, MD 20853 mixonnancy@gmail.com
--	--

Happy Birthday

December	January
Ray Immerman . . . 10th	Lori Myers 7th
Sandra Cane 11th	Lana Ogram 10th
Glenn Matteson27th	
Rawligh Sybrant . . . 31st	

OAA's 2018 Holiday Celebration

OAA Members gathered at the Buffington Building's Community Room in Olney to celebrate the holiday season on December 4, 2018.

Thank you Joan Hobbs and your elves for organizing this event!

Among the revelers, featured in the photo to the right, were longtime members Nancy Leak, Genevieve Roberts and Shirley Tabler.



Events

OAA member Susan Nerlinger recommends:

Pontormo: Miraculous Encounters at the Morgan Library in New York City. Its centerpiece is a painting that some think is the greatest of all time, Jacopo Pontormo's "Visitation" (1528 - 29). The painting normally resides in a church near Florence, Italy. The painting shows a young, pregnant Virgin Mary greeting her elder, Elizabeth, who is also pregnant (with John the Baptist). Two saints gaze out from behind them. The clothing of the women and angels portrays colors that are usually not seen together, i.e. dark olive, pinks, cerulean blue with aqua, mint green and orange. There's an architectural scene, possibly of Florentine street life, at the edges of the painting. The painting is considered by some to be an archetypal expression of the two functions of painting, narrative and decoration. The website of the Morgan Library is morgan.org. The exhibition runs through January 6, 2019. There are other exhibitions running concurrently at the Morgan, so it might be worth the trip to NYC to pay a visit.

Interior Spaces, includes the photography of Howard Clark. at the Arts Barn in the Kentlands in Gaithersburg from Nov. 23, 2018 to Feb. 3, 2019. An artists' reception will be held on December 15 from 4-6 p.m.

Colors of Water - at congregation Shaare Tefila in Olney. This show features the photography of Howard Clark and runs throughout November and December. The gallery is open M-F from 9 to 5. It is located at 16620 Georgia Ave.

Love of Landscapes, Featuring the photography of Howard Clark on exhibit from January 4-31 at the Artists and Makers Gallery, 12276 Wilkins Ave., Rockville. The artists' reception will run from 6-9 on Friday evening, January 4.

Artists in Fiction book group will meet on January 23rd at Strathmore Mansion at 7pm to discuss *Vincent and Theo: The Van Gogh Brothers* by Deborah Heiligman, a very good read or listen. Should provide some interesting discussion! Contact Margo Lehman at cmmargo@verizon.net if you plan to attend. Carpooling is recommended as parking is scarce!

OAA Miniature Artists at Strathmore



The **Miniature Painters, Sculptors & Gravers Society of Washington, D.C.** opened their 85th Annual International Exhibition of Fine Art in Miniature on Sunday, November 18th. MPSGS is the oldest miniature society in the United States and the second oldest in the world. The society is exhibiting 775 miniature works by 274 artists. The following countries are represented in this year's show: Australia, Canada, France, Germany, Israel, South Africa, United Kingdom and the United States. Members from **Olney Art Association** accepted this year include **Ingrid Barnes, Sara Becker, Mimi Hegler, Sherry Jose', Nancy Leak, Sharon Lee Minor, Genevieve Roberts, Jennifer Rutherford, and Shirley Tabler.** Mimi received First in Graphic Art this year. Congratulations to Mimi! Please make it a point to drop Strathmore Mansion, 10701 Rockville Pike in Bethesda, MD to enjoy the artwork before the **exhibit closes on January 6, 2019.** The mansion is open Tuesday, Thursday, Friday and Saturday from 10 a.m. to 4 p.m., Wednesday from 10 a.m. to 9 p.m. and Sunday 12 to 4 p.m. It is closed on Monday and Holidays. www.mpsgs.org

OAA's Annual Juried Show at Kentlands Mansion

The Show runs through January 6, 2019, so stop by and enjoy the art exhibited by our OAA Members.

The following awards were presented at the reception in November:

The Ed Longley Award For Best in Show

Isabella Martire

Juror's Award

Cecile Kirkpatrick

Karen Norman

Rawligh Sybrant

Honorable Mention

Joanne Aarons, Howard Clark, Deborah Wolfe

Jonathan Jaeger, Sandra Bourdeaux & Ann Pielert

Kentlands Mansion Schedule

- **Show Dates:** November 9, 2018-January 6, 2019
- **Pick Up Art,** Monday, January 7, 2019
10:30-11:00 a.m.

Mansion Hours: 9 a.m.—4 p.m.

Christmas Eve: 9 a.m.—Noon

Christmas Day: Closed

OAA's Exhibit at Olney Library

We hung 17 prints, gicleés, laser prints and photographs in the Olney Library for the month of December. Stop by and see the amazing exhibit!

The next swap out date for the Library will be Saturday, January 5th from 10:00am to 11:00am. Please be on time to pick up your work! A call for new artwork will be sent by email later this month.

Shaare Tefila,

Don't forget to visit Shaare Tefila Congregation to view the exhibit by OAA members. The theme of the exhibit is Winter Wonders, and includes pieces in various mediums. The exhibit will open on January 3, 2019, and remain open through Sunday, February 24. Shaare Tefila is located at 16620 Georgia Avenue in Olney – on the street near Roots Market that runs parallel to Georgia Ave.



Left to right: Raeesa Farshori, *Lilac Winter*; Sherry José, *Winter Sunrise*; Ann Bolt; *The Pond*

Eighth Annual Show at La Galeria in Ranazul Restaurant



Our **Eighth Annual** show at **La Galeria** in **Ranazul Restaurant** in Fulton/Maple Lawn will be hung on March 31st and come down April

28th. There is no formal theme again this year; your work should simply be tasteful and interesting for a fine dining establishment. Ranazul provides our reception including complimentary tapas and beverages and they take 20% commission on sold work. OAA takes no commission and there is no fee to enter. Your **original** pieces may be abstract, landscape or still life in any medium. Framing should be simple and clean in plain black, wood, brass or chrome frames as well as finished wrapped canvas. Please see the "Olney Art Association Application" for further information and directions.

We are accepting **bin work** to be **sold the day of the reception only**. The bin work is to be delivered along with the accepted framed pieces so they may be added to the sales list.

Applications to be submitted: Beginning February 4th and no later than March 4, 2019. Please include the following:

1. OAA Application.
2. Ranazul "Art Gallery Agreement"
3. Pictures (photos) of the original artwork you are submitting, (limit 2).
4. Bin work form—this form can be submitted on the day we hang the show.

The required paperwork will be emailed to each member and sent by U.S. Mail to those without email. These forms are also available on our website. Any questions or comments can be directed to Sherry Jose' at fsjose2325@gmail.com (301)681-4786.

Kritt Studio Classes

Painting Plants

Monday, January 14
(Morning and Evening classes)

Drawing City Life

Tuesday, January 15
(Morning and Evening classes)

Color for Artists

Monday, February 25
(Morning and Evening classes)

There is currently a misprint about the start date. Contact me about changes.

Drawing Landscapes

Tuesday, February 26
(Morning and Evening classes)

Advanced Groups and Private Lessons

For more info
call Penny at 301/989-1799

Rossmoor Art Classes begin the week of January 7 and continue for 6 weeks, the final day being Feb. 16 on Saturday's Open Studio.

The newest class is by Doris Bryant, member of OAA, who is teaching a class titled: PORTRAITS AND PASTELS, PAINTS AND PUPPIES.

This class meets on Tuesday afternoons. Also featured in the schedule are the standbys of Monday afternoon's Barbara Piegari's oil painting class of Paintbrush and Knife; Tuesday morning also features Ron Erlich's Any Medium; he has a Drawing Basics class on Wednesday mornings and OAA's Genevieve Roberts has an oil painting class on Wednesday afternoons. Thursday morning is Millie Shott's Watercolor class, and Thursday afternoon is Barbara Piegari with Oils and Acrylics. Friday is the popular Bertrand Mao with his Chinese Brush and Ink class and Friday afternoon is Firouzeh Sadeghi's Watercolor class. Saturday morning is Open Studio, no teacher, for independent artists and make-up time. Classes meet in the mornings from 10:00 to 12:30 and afternoon from 1:00 to 3:30. All are welcome. Membership is \$15 annually. Class cost is \$65 for residents, \$70 for non-residents per 6-week session.

Classes in Art Studio, Club House I, near Leisure World's main gate, 3700 Rossmoor Blvd, Silver Spring, MD 20906.

Ann Bolt
240-560-7491

Liddle Lamzy Divey*

By Penny Kritt

Regardless of whether you're a beginner or an accomplished artist, sometimes we forget of the joy of doing a simple composition *just for fun*. Experiment with some new colors in a traditional setting. Try a different approach. If you're a precise painter like me, it's always a creative exercise to paint fast and loose. For me, that means not making everything look realistic with lots of shadows to make things look three dimensional.

I rarely do traditional landscapes because they're usually cool colors, too many blues and greens for my taste. Luckily, when playing around on Google Images, I found photos of the Cotswolds in England. Particularly at sunset, the rolling hills had rose and gold colors among the greens. Or look for images of Tuscany in Italy if you want teals and rose colors to add to your composition.

Landscapes without a center of interest like a building or a herd of animals bore me. Cattle are hard to paint, pigs aren't in herds, but SHEEP, oh, they're *just perfect*. Make the body a white potato shape lying on its side and an oval for the head. Be sure to use soft edges on the shapes. See Figure 1 below.




Figure 1

The body is basically a cotton ball. Get that effect by using a diluted (semi-transparent) white and then filling in some random curved shapes with an opaque white. In this case, the sheep has a black head and ears and a little vertical mark for a tail. When sheep are in this pose, you don't have to know what their faces look like.

In Figure 1 we know we're looking at the back end because of that cute little black tail. In Figure 2, now the sheep is coming toward us.




Figure 2

In Figure 2 above, now the sheep is facing us. By giving him a black face, the viewer will still "see" his eyes, nose and mouth. Always pay attention to the shapes and direction of the ears. We instinctively can sense the animal's emotion. The downward slant of Figures 1 and 2 show that our sheep is calm. If the ears stuck up or straight out, he'd be straining to hear potential danger.

In each case, there are two longer vertical marks for the legs. To give them a sense of movement, one leg is straight while the other is shorter and bent. Or skip painting the legs and then your sheep will be resting on the ground.




Figure 3

From this angle, the viewer is on a hill overlooking the flock where all the animals make a single complex shape. Paint a bunch of cotton balls, add a few diagonal marks for ears. Then put in occasional short vertical marks for tails and then some longer angled ones for legs.



Liddle Lamz*
Watercolor
By Penny Kritt

In **Liddle Lamz*** above, two sheep put the landscape in perspective. The mood would be entirely different if we just saw their rumps as they looked back toward the horizon. Luckily, today they are comfortably conversing while enjoying the nice weather.

Best of all, don't worry about doing a *painting*. Just do a warm up exercise. If you happen to get something wonderful but it's small, cut it out and paste it on a blank greeting card.

Or practice a little more and then illustrate a story book for a child who will cherish it forever

Happy painting!

*Mairzy Dotes, written and composed by Milton Drake, Al Hoffman and Jerry Livingston, 1943 <https://www.youtube.com/watch?v=t3oSyr8mHY4>

For classes or private lessons, contact Penny at 301/989-1799

©Penny Kritt 2019

OAA Sweatshirts

Made to Order



– **Only \$30!** Embroidered with the Olney Art Association name, web site and an artist's palette and just in time for those cool spring morning walks, paint-outs, photographs, and general outdoor activities. The sweatshirt is made by Jerzees in a 50/50 cotton/poly blend, so it is easy care – just toss it into the washer and dryer. It is available in twenty-four different colors and sizes from small to 4XL. To order yours, just send an email to swdrew@verizon.net or talk to Sally Drew at the next OAA meeting.

A Work of Art by Debra Halprin Mastering the Fine Art of Giclée Printing



Create Fine Art Reproductions of your Paintings, Drawings and Photographs

on Watercolor Paper or Canvas

.12 cents per sq. inch on Paper

.15 cents per sq. inch on Canvas

Photography Fee Starting at \$35-

Includes Digital Files in TIFF and Jpeg format, Proofs and Color Enhancements

For All Your Giclée Printing Needs

www.Halprinart.com

Halprinart@aol.com

301-910-4750

Located in Rockville, Maryland

Penny Kritt 301-989-1799

Classes and private lessons in a working art studio

Painting Drawing Color Theory
Design & Composition

Beginners - a calm, supportive place

Intermediate & Advanced - move your art
to a higher level

www.pennykritt.com

Artful Framers of Olney

Custom Framing

25% DISCOUNT for OAA members

George Miller
3426 Olney-Laytonsville Road
Olney, MD 20832
(301) 570-0223

Open: Monday & Saturday 10 AM-5 PM

Tues.-Fri. 10 AM-6 PM



OAA Membership Renewal Form

If your contact information has not changed there is no need to complete that part, but please complete the survey questions.

Printed Name: _____ Date: _____

Address: _____

Phone number(s): _____ (home) _____ (cell)

Email: _____

Website: _____

OAA is made up of all volunteers. We rely on everyone's help to enrich our organization.

Please check your areas of interest:

- Chair or serve on a committee or exhibit
- Serve as an officer on the Board
- Give a demonstration at one of our meetings
- Manage our website or Facebook page.

“Done in a day” tasks such as:

- Help register members for exhibits
- Serve as a greeter at a meeting or exhibit

Other volunteer interests: _____

In which medium/media do you work? _____

Workshop interests such as:
drawing, composition, plein air,
figure, still life. (Other suggestions, comments?)

Please make a check for \$30 payable to the Olney Art Association or OAA. This will cover your membership through the end of the calendar year.

Mail to:
Barbara Kahla
17833 Whimsey Ct.
Olney, MD 20832