



# Olney Art Association

supporting local artists

ESTABLISHED IN 1974

Visit our website at: [olneyartassociation.org](http://olneyartassociation.org)



## Note the Date

### 2017

- Sat June 17** **Olney Library Exhibit**  
Pick up and Drop off  
Artwork at **10:15 a.m.**
- Sun July 2** **OAA at Olney Farmers Market**  
Set 8-8:30 a.m.  
Contact Joan Hobbs for details.
- Wed July 19** **OAA Meeting, 7-9 p.m.**  
at the Buffington Bldg.,  
Olney, MD
- Tues Aug 1** **Sandy Spring Museum Show**  
Registration and drop off  
10:30—11:30 a.m.  
Show runs **Aug 2-Sept 2**
- Thur Aug 3** **Sandy Spring Museum Show**  
Artist Reception, 6:30-8:30 p.m.
- Mon Aug 7** **OAA Board Meeting**  
9:30 a.m.  
Olney Library
- Tues Sept 5** **OAA Meeting, 7-9 p.m.**  
at the Buffington Bldg.,  
Olney, MD
- Sat Oct 7** **Jury Day and Registration**  
for **OAA's Annual Juried Show**  
at the Buffington Bldg.,  
Olney, MD  
12-4 p.m.
- Oct 23-Dec 11** **OAA's Annual Juried Show at**  
**Kentlands Mansion**
- Mon Oct 23** Drop off artwork at  
**Kentlands Mansion**  
10:30 -- 11 a.m.
- Sat Nov 4** **Watercolor Workshop**  
Olney Library  
10 a.m.—4 p.m.(4
- Thurs Nov 16** **Artist Repton**  
**Kentlands Mansion**  
7—8:30 p.m.

## President's Message

Dear Fellow Artists,

Last week I took the snow tires off my wife's car. That's the signal that summer is really here and it's time to get out and see something interesting. For artists, it's time to get busy painting everyday beauty.

The 13th annual Plein Air Easton Festival will take place July 17-23, in Easton MD. It's worth the day trip to the Eastern Shore to see some of the best plein air artists painting the charming town of Easton and the surrounding area. There are some great places to eat, enjoy the summer, some crabs and awesome fresh art.

Keep painting and get involved with OAA. We need your help.

Until next time,  
David Terrar

## Inside

Meeting News	2	Kritt's Tip	6
Events	3	OAA Officers Directory	7
Member News	3	OAA Website	7
Call for entries	4	Sandy Spring Museum	
OAA Show News	4-5	Application Form	9

**Mon Dec 11** Pick up art  
**Kentlands Mansion**  
10:30 -- 11 a.m.

## May 2nd Member Meeting


Following the business portion of our meeting Moira Denson presented *Visual notetaking for artists: staying active with ink, watercolor pencils, watercolor markers and a splash of water.*

About Moira:

Moira Gannon Denson, ASID, IDEC, LEED AP is an Assistant Professor of Interior Design at Marymount University. She teaches undergraduate and graduate students in design methods, healthcare and retail studios, and sketching and

rendering for ideation. Her research interests target improving the design process and exploring the impacts of design on overall health and well-being.

After her presentation, Moira encouraged members to try out some techniques and materials and answered questions...



Moira Denson at Right



## July 19th Meeting

Bring a piece of your artwork to our annual Critique Meeting.

Karen Norman and David Terrar will lead the discussion.

The business section of our

meeting will cover the following topics:

- OAA Exhibit at Sandy Spring Museum
- OAA's Annual Juried Show at Kentlands Mansion

- The on-going exhibit at the Olney Library
- The Olney Artist and Farmers market
- Rachel Collins Workshop
- And much more!

## OAA Bio Book

### Tell Us Something About Yourself

This is a reminder that if you haven't done so, please consider writing an artist's biography. It can be very brief, just a paragraph. You can include things such as where you are from, training, accomplishments, your inspirations, your medium, contact information, website.

I will place this in our OAA binder that we have for our visitors to view.

You can send it to Barbara Kahla via email or regular mail.

### What should be included in an effective artist's bio?

1. Anyone or anything that has influenced the artist's artworks.
2. Any education or training in the field of art.
3. Any related experience in the field of art.
4. A summary of the artist's artistic philosophy.
5. Any artistic insights or techniques that are employed by the artist.
6. A short description of what the artist would like to accomplish with their art.

# Member News

- **Angie Lacey** is showing her work at Blackrock Art Center for Mid-Atlantic Watercolor exhibition sponsored by BWS, in the Alexandria Art League show at the Torpedo Factory Art Center, and the Maritime Museum in Annapolis. She also entered two pieces at Kentlands Mansion in the GFAA Show where she received a first place and two more at Glenview Mansion in the RAL Show which earned an Honorable Mention.
- **Debby Wolfe** was juried into the BWS Mid-Atlantic Show at Blackrock.
- **Ann Pielert** received a second place award at the RAL Show at Glenview Mansion.
- **Sandra Kane** just sold two paintings, (shown here) "Welcome to Woodlawn Manor" and "Friendship at Woodlawn Manor," which were in previous Olney Art Association Shows. "Welcome to Woodlawn Manor" won an Honorable Mention at one of the shows. She will miss

having these paintings hanging on her wall at home, but is happy they went to a good home where the person who bought them loves horses as much as Sandra does! She also had a commission to paint a child recently. If you know anyone who wants a portrait painted of a family member or pet and you don't want to do it, contact Sandra!



## Happy Birthday

### July

Barbara McCool . . . . .	1
Ann Bolt . . . . .	4
Jean Perretta . . . . .	5
Katie Richards . . . . .	25
Cecile Kirkpatrick . . . . .	26

### August

Sandra Bourdeaux . . . . .	20
Sheila Campbell . . . . .	23
Sherry Jose', . . . . .	25
Nancy Halladay . . . . .	26

## Events

**2017 Mid-Atlantic Regional Watercolor Exhibit**, Annual juried exhibit sponsored by the Baltimore Watercolor Society. Exhibit on View: June 17 – July 15, 2017 in the Kay Gallery at Black Rock Center for the Arts, Germantown, MD. Reception & Awards Presentation on Sunday, June 25, 2:00 – 4:00 p.m.

**Nineteenth-Century French Galleries**, National Gallery of Art, West Building Main Floor, an ongoing exhibit. **Overview:** Following a two-year renovation, the galleries devoted to impressionism and post-impressionism in the West Building of the National Gallery of Art reopened to the public on January 28, 2012. Among the greatest collections in the world of paintings by Manet, Monet, Renoir, Cézanne, Van Gogh, and Gauguin, the Gallery's later 19th-century French paintings will return to public view in a freshly conceived installation design.

## OAA's Exhibit at Olney Library

Library News – On Saturday, June 17th, we will once again hang a new exhibit of OAA members' artwork in the Olney Library, but since it is summer vacation time, the exhibit will hang for THREE months - until 23 September. How can you to be part of this exhibit? It's quite simple – bring one of your original artwork pieces to the library on June 17th at 10:15 am.

Just remember – it must be properly matted and framed, equipped with a hanging wire, and labeled on the back with your name, the title, the medium, the selling price, and your telephone number. Don't forget to send an email to Sally Drew by noon on Friday, June 16th, with the same information, along with the approximate framed size.

## OAA Workshop at the Olney Library in November

### Close-Focus Watercolor

Taking a close-in viewpoint enables the artist to explore the interplay between the representational and the abstract, and thereby make exciting paintings. Working from photographs and actual objects, students will develop good compositions, and use a variety of watercolor techniques to realize these compositions. For watercolorists with some experience.

**Instructor:** Rachel Collins

**Date:** November 4, 2017

**Time:** 10 a.m.—4p.m.

**Place:** Olney Library, Olney, MD

**Fee:** \$50 for OAA Members

Registration details in next issue.

**Rachel Collins** considers herself a representational painter of natural and manmade abstract form. She is a juried member of the Torpedo Factory Artists Association, and as such paints regularly in her studio in the Torpedo Factory Art Center in Alexandria, VA. She teaches classes and workshops in watercolor at The Art League School in Alexandria, as well as workshops elsewhere in the United States and abroad.

## Call for Entries

Entry submission is now open for the **2017 Richeson75 Figure/ Portrait Competition**. View the full prospectus and enter online at: [Richeson75.com](http://Richeson75.com)

**Entry deadline:** 11:59 p.m., Monday, August 28th.

This competition is a great opportunity to showcase your artwork as well as a great chance to win cash and art materials awards! The work for this competition must focus on figure and portrait subject matter.

### Kritt Studio Classes

#### Painting Beach Life Workshop

Saturday July 15, 10am to 3 pm or

Tuesday, July 25, 10am to 3 pm

#### Painting Nature Workshop

Tuesday July 15, 10am to 3 pm or

Saturday, August 5, 10am to 3 pm

#### Advanced Groups and Private Lessons

Call Penny at 301/989-1799



## OAA's Exhibit at Sandy Spring Museum

*Celebrating Our Neighborhood* That's the theme for this year's exhibit at Sandy Spring Museum. The "neighborhood" includes the areas served by these post offices: Spencerville, Ednor, Brookeville, Brighton, Sunshine, Ashton, Brinklow, Burtonsville, Olney, Rural Norbeck, Norwood, Tridelpia, Norbeck, Roslyn, Oakdale, Sandy Spring, Cloverly and Unity. Some of these post offices may have merged with others, but you get the idea – lots of territory from which to choose. "Celebrating" can mean all sorts of things – festivals, businesses, friends, family, markets, parades, farms, your favorite views – you name it! There is no pre-registration – just show up at the museum on August 1 at 10:30 am, with your artwork in hand, properly framed and labeled. Entry fee is \$5 per piece. Each artist is allowed to enter up to three

pieces. **Most important**, we need volunteers to help register artwork, hang the exhibit, chair the reception, and help with take-down. Sign up sheets will be ready for your signature at the next meeting on Wednesday July 19th. Prior to the meeting, you can contact Sally Drew, [swdrew@verizon.net](mailto:swdrew@verizon.net) or 301-774-2125."

### IMPORTANT DATES

- Registration and drop-off, August 1, 10:30 am
- Opening – August 2, 10:00 am
- Artist reception: Thursday, August 3, 6:30 – 8:30 pm
- Closing – September 2, 4:00 pm
- Take-down and pick-up of artwork – September 5, 11:00 am

## OAA's Annual Juried Show at Kentlands Mansion

WOODLAWN NEWS! This year, our annual juried show will be in a new location – the Kentlands Mansion. The dates are October 23 through December 11, 2017. Jurying will be held in the Community Room on Saturday, October 7th, from noon until 4:30 pm. Committee members and the board are working on signing the juror and scheduling the reception. As always, members will be asked to step up to serve as chairs for show and various committees. This,

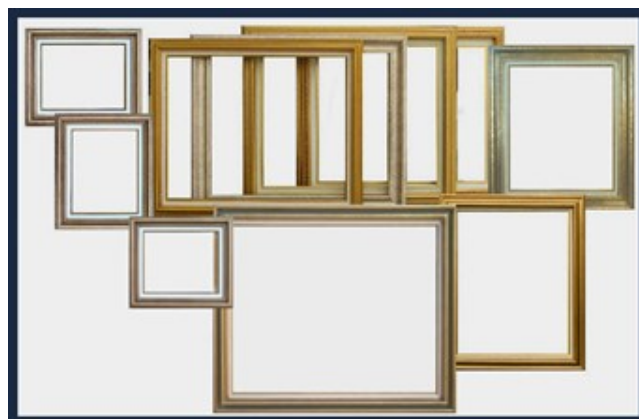
and all exhibits and shows, require the participation of the membership, so please volunteer to serve in any way you can. The first and foremost need is a chair or co-chairs of the entire show. This job requires coordination of the various committees. There are former chairs and board members who will gladly provide assistance. Mark the dates on your calendar, volunteer to serve, and start painting.

## Bethesda Artist is Downsizing, Offering Frames at Low Prices

Nancy Heindl has been painting for about 50 years, and has an accumulation of about 50 new wood frames. She needs to sell them, since she is downsizing now. All are quality frames, priced at a fraction of their original cost, most \$8-12. They are suitable for oils and acrylics, in standard sizes from 12x16 up to 30x40. Most are gold finish, some other styles.

These are great bargains for artists! Nancy is located just south of Rockville, near Montgomery Mall.

Contact me if you would like to drop by and see what you can use: e-mail [heindlart@outlook.com](mailto:heindlart@outlook.com). Thanks!



## Tips from Penny Kritt There Are No Primary Colors from Manufacturers!

I know what you're thinking – of course you can buy primary colors in oils, acrylics and watercolor! Sadly, that's not true. And won't that explain a lot of the frustration you have when mixing two primaries doesn't give you the secondary color you want?

I'll prove it! There's surely been a time that you mixed a red and yellow to get a really bright orange, but all you got was a dull version of the color you wanted. Or maybe you wanted a luscious royal purple, but your red and blue only yielded a dusty version of lavender. Ever have trouble getting a bright green when mixing yellow and blue? So, you're beginning to see my point.

That's why many art books show the author's preferred color choices – even when they claim they only use primary colors so they can control mixing more accurately – don't have one red, one blue and one yellow! Even those "purists" have two of each "primary".


Let's just recognize that we can't buy primaries because manufacturers only sell secondary (a mixture of two primaries) colors. Although reds and yellows are "warm" colors, scarlets have a bit of yellow in them; rose or alizarin crimson have some blue. Hansa yellow has some red, and lemon yellow has a little blue that gives it a slight greenish cast. Cool Ultramarine blue is warm because it has some red, but manganese blue is made with a little yellow.



That's why some colors that seem like they should be easy to mix are so elusive. For example, peach is a light orange, right? Nope, it's actually a tertiary (all three primaries) color. If you wanted to make peach using scarlet and Hansa yellow, it will always be too bright. Peach has a drop of blue in it or it's just not peach.

The primary/secondary/tertiary issue gives us a big tool to use. While it might not seem obvious at first, usually compositions should have no more than about 10-15 percent of a painting as true primary/secondary colors! Save those bold and beautiful colors to use at your focal point. When there are too many intense colors, it actually hurts the viewer's eyes and he'll immediately look away.

Let's look at some grapes. Whether you prefer green or purple, they are secondary colors. In each case, the group on the left are true secondary colors, either red and blue or just blue and yellow. The only difference is the ratio of one color to the other.



The groups on the right each have one grape that is a true secondary color, but the surrounding grapes all have a bit of the third primary. That means the duller purple grapes each have some yellow in the mix. For the green grapes, there's varying amounts of red added to make the colors more interesting. It's more comfortable to look at the groups on the right.

Look closely at *On the Marsh* below. Notice that all the colors are mid tones. There are no really

dark or really light colors except in the middle of the sun. To make matters worse, there are no secondary colors – each one is a tertiary! Normally, that would make a truly boring mess.



On the Marsh, Penny Kritt  
Acrylic on canvas

What saves the composition is the unity of color. Because each color has an element of all three primaries, that makes a calming mid tone painting that has enough varieties of warm and cool colors to make it interesting.

Of course, the shapes had to work together. The rusty color in the upper left moves your eye to the sun and further right to the marsh grass. Then you see the dog so you move down to the boat and then back to the left to the reeds. It's not just a happy coincidence that the reeds gently move you back to the rust color so you can circle the painting and enjoy it again.

Here's a great color mixing exercise. Think about the color of wood in furniture. Oak has a lot of yellow in it. Rosewood has more reddish purple. Maple is a very light brown with a tiny bit of orange. And once you're done with that, do it again to create skin tones for various races.

Happy painting!



## Fine Art Paper with Canvas Texture

11" x 17" Item #11TFAP17

8.5" x 11" Item #85TFAP11

Works with all inkjet printers

Acid free

Lignin free

Chlorine free

In Stock, Ships from  
Olney, Maryland

[www.ProLabel.com](http://www.ProLabel.com)

### OAA OFFICERS

David Terrar	President	301-253-4589 david_terrar@msn.com
Sally Drew	Secretary	301-774-2125 swdrew@verizon.net
Deborah Wolfe	Treasurer	301-570-0735 dwolfe927@verizon.net
Joan Hobbs	Olney Farmers and Artists Market Chair	301-384-3150 jmhobbs@verizon.net
Barbara Kahla	Membership	301-996-9360 barb.kahla@gmail.com
Nancy Halladay	Publicity	301-924-9693 nah826@aol.com
Lori Myers	Newsletter	240-477-0843 lmyers1761@live.com

### OAA Website

[olneyartassociation.org](http://olneyartassociation.org)

**Glenn Perry** is the OAA Website  
Manager

If you would like to put a digital photo of your artwork on the website, please email Glenn. Each member will be allowed (1) image at a time and you may change them at any time. We need photos of your paintings for the gallery.



Email Glenn at :  
[gjperry@gmail.com](mailto:gjperry@gmail.com)



## OAA Sweatshirts

Made to Order



– **Only \$30!** Embroidered with the Olney Art Association name, web site and an artist's palette and just in time for those cool spring morning walks, paint-outs, photographs, and general outdoor activities. The sweatshirt is made by Jerzees in a 50/50 cotton/poly blend, so it is easy care – just toss it into the washer and dryer. It is available in twenty-four different colors and sizes from small to 4XL. To order yours, just send an email to [swdrew@verizon.net](mailto:swdrew@verizon.net) or talk to Sally Drew at the next OAA meeting.



## Giclée Printing & Photography

Create Fine Art Reproductions of Your Artwork on Watercolor Paper or Canvas

### A Work of Art by Debra Halprin

.11 cents per sq. inch on paper  
.14 cents per sq. inch on canvas  
\$35 Photography Fee - Includes Proofs and Color Enhancements

For All Your Giclée Printing Needs  
[www.Halprinart.com](http://www.Halprinart.com)

[Halprinart@aol.com](mailto:Halprinart@aol.com)

301-260-9701

Penny Kritt 301-989-1799

*Classes and private lessons in a working art studio*

Painting Drawing Color Theory  
Design & Composition

Beginners - a calm, supportive place  
Intermediate & Advanced - move your art  
to a higher level

[www.pennykritt.com](http://www.pennykritt.com)

## Artful Framers of Olney

Custom Framing

**25% DISCOUNT** for OAA members

George Miller  
3426 Olney-Laytonsville Road  
Olney, MD 20832  
(301) 570-0223

Open: Monday & Saturday 10 AM-5 PM

Tues.-Fri. 10 AM-6 PM



# OLNEY ART ASSOCIATION

## APPLICATION FOR EXHIBITING AT SANDY SPRING MUSEUM

August 2 – September 2, 2017

OAA members may submit three (3) pieces of original artwork. No reproductions, prints or wet canvas will be allowed.

Entry fee is \$5 per piece up to three pieces. Registration and installation will be on August 1, 10:30 – 11:30 am. Reception will be on August 3 from 6:30 to 8:30 pm. Take-down and pick-up will be on September 5, 11:00 – 12:00 noon.

All entries must be professionally prepared for display, i.e., watercolors must be matted and framed; oils, acrylics and pastels must be framed; paintings on wrapped canvas must be finished on all sides; photographs must be framed. Size limitations are minimum of 11” x 14” framed, maximum of 50” wide x 70” high, framed. Plexiglas (not glass) is required on all pieces larger than 22” x 28” framed size. All pieces must have hanging wires.

All entries must be properly labeled on the back with the artist’s name, title of artwork; medium, price and contact information (telephone preferred).

All entries must be for sale. Sandy Spring Museum (SSM) will handle the sale. 30% of the sales price will go to SSM as commission, with 70% to be retained for the artist. Checks for artwork sold will be mailed to the artist(s) at the end of the month during which the piece was sold, no later than the end of October 2016.

SSM encourages buyers to take possession of the purchased art AFTER the show ends. However, if a buyer needs to take the artwork with him/her, SSM will let it go. No other piece will fill that space.

Participating OAA members are required to contribute to the reception and in other activities pertaining to the exhibit, as needed.

Artist Signature \_\_\_\_\_ Date \_\_\_\_\_

Artist Address \_\_\_\_\_

Phone \_\_\_\_\_ Email \_\_\_\_\_

Title \_\_\_\_\_ Size \_\_\_\_\_

Medium \_\_\_\_\_ Price \_\_\_\_\_

Title \_\_\_\_\_ Size \_\_\_\_\_

Medium \_\_\_\_\_ Price \_\_\_\_\_

Title \_\_\_\_\_ Size \_\_\_\_\_

Medium \_\_\_\_\_ Price \_\_\_\_\_