



Olney Art Association

ESTABLISHED IN 1974

Visit our website at:

olneyartassociation.org or olneyartassociation.com



Note the Date

- Sat June 29** Drop off for the Sandy Spring Show, 10 a.m.-5 p.m. As each artist submits work, there will be a computer set up with a place to put all your information. From this list, labels will be made for each piece of artwork.
- July/August** Show at Sandy Spring Museum
- Tues July 2** Member meeting at the Buffington Bldg., 7p.m.-9p.m.
- Mon July 15** Online registration for the MAA Kensington Labor Day Show begins
- Tues Sept 3** Member meeting at the Buffington Bldg., 7p.m.-9p.m.
- Sat Oct 5** Woodlawn Jury at Ashton Methodist Church
- Fri Nov 1** Drop off art at Woodlawn for the Olney Art Assoc. Annual Show
- Sat Nov 2** OAA Annual Show Opens at Woodlawn
- Sun Nov 3** Reception at Woodlawn 12 noon-4 p.m.
- Nov 4-10** Show is open 12-4 p.m. daily

Want to be a Featured Artist in future editions of the OAA Newsletter?

Please send a bio and two or three images to Lori Myers via email:
lmyers1761@live.com

MESSAGE FROM THE PRESIDENT

Dear Fellow Artists,

"For a long time it had seemed to me that life was about to begin - real life. But there was always some obstacle in the way, something to be gotten through first, some unfinished business, time to be served, a debt to be paid. Then life would begin. At last it dawned on me that these obstacles were my life." Alfred Souza

I have found it so helpful to paint though these obstacles. We all have them. Get in the practice of making art when things are going bad, when you least "feel like it". Don't wait! A thought can turn into a sketch, a sketch into a vision, something powerful to bring forth, to give inspiration not just to you, but those around you.

Ahhh, summer! Make art!

Until next time,
 Karen

May Meeting

Penny Kritt presented "Tips and Tools" at our May 7th Meeting. She is an award-winning artist who works out of her studio in Maryland. There were many "Aha!" moments in the audience as she talked about paint characteristics, the right brush for the job, framing and matting advice, and approaching your subjects from a new perspective.

July 2nd Meeting

Do you have a painting that is not quite right, but you can't figure out why? Are you at a crossroads in your work of art? Can't figure out what to do next? Well, OAA has the solution. Come to our annual critique meeting at 7:00 pm on July 2nd. Bring your troubled masterpiece, framed or unframed, matted or unmatted, to the Community Room of the Buffington Building. Members Dan Ranhart and Jane Preece will provide the help you need. Each member will have an allotted time so not to worry - we will have a timer!

OAA Sweat Shirts Just remember - we do have some chilly mornings in the spring and summer and these are perfect for plein air painters or early morning walkers and those cool ball games. These beautiful and warm sweatshirts are embroidered with the OAA artist's palette, title and web address - the same thing that is on our totes and apron. The sweatshirts are Supersweats made by Jerzees, pre-shrunk, 9.5 oz weight and a 50/50 cotton/poly blend and are cut generously. They are available in eleven colors - white, ash (lt. heather gray) oxford (med. heather gray - up to size 4XL), chocolate, true red, maroon, Columbia blue (lt. blue), royal (med. blue), true navy (dk. blue - up to 4XL), forest green and black (up to 4 XL) in adult sizes S - 3XL - except where noted. Cost for members is \$30. These wash and dry beautifully and are med thick and warm, plus they are a great way to let people know about Olney Art Association. Delivery is approximately three weeks after order. To place your order, email Sally Drew at swdrew@verizon.net or simply send your check to Sally at One Overwood Court, Olney, 20832.

The Book Sale Continues. There is a plethora of books from the studio of Barbara Hails left to purchase, bring your quarters with you to this meeting. There are lots of books selling for fifty cents!

Annual Show at Woodlawn

Woodlawn Committees Now Forming

Cecile Kirkpatrick and Toni Tiu have volunteered to be the Co-Chairs of the show, Many Thanks!

Comittees Include:

Publicity

Hanging and Take Down


Refreshments

Jurying at Ashton Methodist Church

Hosting

The Inn at Brookeville Farms

Fifteen of our members are participating in a year-long exhibit at The Inn at Brookeville Farms. Drop by the restaurant for a cocktail, lunch or dinner so you can have an opportunity to see how nice the exhibit turned out. Any questions regarding the exhibit or sales can be directed to Sherry Jose' at jose2325@aol.com or 301/681-4786. For information on their menu and hours go to www.innatbrookevillefarms.com.



Karen Norman
Tilghman Island Workboat



Daniel Ranhart
In Sheep's Clothing



Sally Drew
Allium X Five

MEMBER NEWS

- At The Maryland Sheep and Wool Festival in May, several of our members emerged as winners! Debbie Wolfe received a 1st for her acrylic painting, "Lucky Lady", Dan Ranhart received a 1st in the Graphics category and Joanne Senall received a 3rd in the same category for their mixed media entries.
- At the Glenview Mansion Gallery, Bertha Padams, Mimi Hegler and Karen Norman were juried into the Rockville Art League Exhibit. Karen received 1st place and Mimi received 2nd place.
- Sally Drew, Marian MacKerer and Karen Norman exhibited work at the Rockville Art League Member Show at Artistic Custom Framing & Gallery.
- The Montgomery Art Association (MAA) awarded Gloria Tanton 3rd Place in the Portrait/ People/Animals Category at their annual Friendship Heights Village Center Art Show for her Watercolor painting "Tom The Mason".
- Karen Norman received an Honorable Mention at the Greenspring Gardens Show. She received a 3rd place at The Montgomery Art Association Friendship Heights Show. Karen will be teaching a watercolor class at the Smithsonian on Wednesday evenings in July and August.
- Mimi Hegler exhibited a watercolor landscape at the Arts Club of D.C. for the Centennial Exhibition of the Washington Society of Landscape Painters.
- Toni Tiu's art (Timeout and Under the Coconut Tree) and Cecile Kirkpatrick's (Silent Drums and On Fire) will be exhibited in "Brown Strokes" Show held at the Philippine Embassy in Washington DC, starting May 26-May 29, 2013.
- Kay Fornatora was accepted into the Jewish Community Art Show.
- Mimi Hegler, Barbara McCool and Karen Norman were juried into the BWS Mid-Atlantic Show at the Stevenson University Gallery in Stevenson, MD.
- Sara Becker won 2nd Place-Miniatures for "Arizona Cactus" in the MAA Friendship Heights Show that was judged by Gavin Glakas of the Yellow Barn. The show goes through June 29th.
- Sally Drew is exhibiting "Three Sisters" at Brookside Gardens.

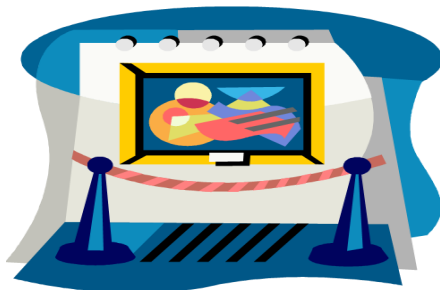
Welcome to New Members

Robert Bilgrad of Brookeville MD
Email: robertbilgrad@gmail.com

Kent L. Norman of Silver Spring MD
Email: knorman1979@mac.com

Sandra Bourdeaux of Gaithersburg, MD
Email: ulmus146m@verizon.net

Events to See



Gallery Har Shalom – April 27– June 24. “*Working Small*” is an exhibit of small works, 12” or less by three artists: Marian Mackerer, Cathy Hirsch, and Nar Steel. Opening reception is May 5, 2013, 11AM - 1PM at Gallery Har Shalom, 11510 Falls Road, Potomac, MD 20854.

National Gallery of Art, East Building - *Diaghilev and the Ballets Russes, 1909-1929: When Art Danced with Music*, May 12 - September 2, 2013. Showcasing more than 130 original costumes, set designs, paintings, sculptures, prints and drawings, photographs, and posters, Diaghilev and the Ballets Russes also incorporates film clips in a theatrical multimedia installation.

BWS Mid-Atlantic Exhibition, Stevenson University Gallery, Stevenson, MD, June 10–July 31. Reception and Award Presentation, June 23, 1-3 p.m.

Bonny Lundy and Yellow Barn Students exhibit Water Media at the Writer's Center of Bethesda. Opening reception, Sun, June 23 at 4:00 p.m. Exhibit ends Sept 20. Please stop by.

Foundry Gallery Exhibit, July 31–September 1, 2013, Foundry Gallery | 1314 18th St. NW | Washington, DC 20036 | 202.463.0203. The Foundry was established in 1971 by students of the Washington, D.C. painter Gene Davis. Originally occupying the old Duvall Foundry in Georgetown, it moved to its present location in historic Dupont Circle in 2004. Since its beginning the Foundry has encouraged and promoted the best of Washington area artists. As an artist-run organization it exhibits a wide range of original contemporary artwork, both traditional and experimental.

Regina Price is exhibiting recent paintings at Bohrer Park in Gaithersburg until July 21, 2013 under the auspices of GFAA.

Chicken Out, 555 Quince Orchard Blvd. Gaithersburg, MD 20878. An exhibit by Debbie Halprin and Leita Gerson is featured until the end of June.

"Spring Blush to Summer Passion", an Olney Plein Air Exhibit at The Olney Theater in the Main Stage Theater Lobby. The show will run through July 14th. We will be having an Artists Reception on June 29, at 3:30PM in conjunction with a matinee & evening performance as well as a community day event that the Olney Theatre will be hosting.

Tips from Penny Kritt

Adding water to your landscape

For the artist doing landscapes, water is often an important element. Your use of a raging river makes the piece entirely different than if you chose a small, still pond as your water feature. Here are a few tips to make your landscapes more realistic.

First, it doesn't matter what medium you use. Watercolor, acrylic or oils use the same techniques as drawing with pencils or charcoal.

Second, the only three elements that matter are value contrasts, edges and lots of different size shapes. The concept of values simply means whether your shapes are light, mid-tone or dark. When two different value shapes meet, they do so one of three ways.


- a. Hard edges. This is clear distinction of where one color shape ends and another begins. This is the easiest to understand, and it's the one that you will almost never use when painting water. Still or slow-moving water won't have hard edges except at the shoreline. Big ocean waves might have an occasional hard edge at the top edge of a wave crest.
- b. Soft edges. This is where one value shape is blended into the next in a relatively short space. A pond is usually small and has no waves. Usually it just has some reflections and these are shown with soft edges.
- c. Gradual value changes. This is a transition from very different values that implies that the viewer is looking out over a vast expanse or long distance.

In the pond image below, the left side shows a light blue that dissolves into a darker mid-tone blue. The right side shows all the "don'ts". All the shapes are the same size, and they are stacked up so they become a pattern instead of random reflections. And see how all those hard edges make the image look like it is an upright wall, instead of a flat body of water?



In the next image, you see water that is moving much more rapidly. That's because the value contrasts are much greater. When you use lights next to mid-tones or mid-tones next to darks, the water moves a little. When you have all three values – lights, mid-tones and darks, the water seems to race along much faster. The more lights right next to darks, the faster the water moves. Notice also how the shapes vary in both length and width.

Now compare how realistic those soft edges look to the harder edged "popsicle stick" shape (red arrow) in the upper left. Even big ocean waves rarely have hard edges.





Finally, let's look at a large body of water. Even though this might only take up 3 vertical inches of a 18 x 24 inch canvas, it will give the impression of vast distance. It doesn't matter which value is on top. You could just as easily have gone from light at the top to dark at the bottom.



Bonus Tip!

Do the clouds in your artwork look like they are cutouts pasted on? That's because you have hard edges all around each cloud (below left). Just soften the bottom edge of each cloud (below right). On the next sunny day, go outside and look up at the clouds. See, it's been there all along!



Note: If you know of a member who needs to be remembered with a card due to serious illness or death , please contact Selma Robey 301-216-5416 and she will send a card from our membership

Workshops and Classes

Bonny Lundy will be leading a painting trip to Tuscany Sept 14-21, 2013. There are only two spaces open. For more details or to register, please visit ILCHIOSTRO.COM or see the flier at BONNYLUNDY.COM

Register for Penny Kritt's two-day workshops on color and design through the Montgomery County Department of Recreation.

The Composition workshop will be held at my studio on Thursday and Friday, July 11-12 from 10 am to 3 pm.

Color workshop will be held at my studio on Thursday & Friday, August 15-16 from 10 am to 3 pm.

For classes or private lessons, contact Penny at 301/989-1799 or see www.pennykritt.com.



Tuesdays in July

Watercolor Classes with Karen Norman

9:30 am-12:30 pm

July 2, 9, 16, 23 and 30

5 Classes - \$120

Classes will be held in the **Thirdwing Studio** located at 7 Thomas Dr., Silver Spring, MD 20904

Each class will have a short segment in art history pertaining to watercolor, demonstrations of concepts and techniques, and painting time from a particular subject. An equipment list will be given to all participants.

Call **301-622-3770** or email waterkart@gmail.com for more information or to register.



The Artful Framer

Individual Exhibits will start in September.

There are lots of open wood ready made and odd sized frames left. Most are smaller than 16 x 20, but worth a look. 50% off the price marked for OAA members.

Artful Framer offers OAA members 25% discount on framing of your original art works.

If you have any items for the OAA Newsletter, send them to Lori Myers at lmyers1761@live.com

Artful Framers of Olney

Custom Framing

25% DISCOUNT for OAA members



George Miller
3426 Olney-Laytonsville Road
Olney, MD 20832
(301) 570-0223 Open: Monday & Saturday 10 AM-5 PM
Tues.-Fri. 10 AM-6 PM



A Work of Art by Debra Halprin
Giclée Printing and Photography
Create Fine Art Prints of your Paintings
on Watercolor Paper or Canvas

.09 cents per sq. inch on paper
.12 cents per sq. inch on canvas
\$25 Photography Fee Includes
Proofs and Color Enhancement

For All Your Giclée Printing Needs

www.halprinart.com
301-260-9701
200 Rosalie Cove Court
Silver Spring, MD 20905

Penny Kritt 301-989-1799
Classes and private lessons in a working art studio
Painting Drawing Color Theory
Design & Composition
Beginners - a calm, supportive place
Intermediate & Advanced - move your art
to a higher level
www.pennykritt.com

Fine Art Reproduction Services:
Digitize & Frame your artwork in 2012!



PHOTOSHOP • CUSTOM FRAMING • SIGNS

With this Ad...

- %10 off - Your First Art Scan & a Free CD of your file
- FREE - Second Mat on First Frame order

**In Damascus! 26023 Ridge Rd.
301-253-1444 • robysphotoshop.com**

**If you have any ideas for new or different venues for The OAA to exhibit our artwork,
please contact one of our officers.**

Volunteer Wanted!

Publicity Chair

Responsible for seeing that all OAA activities are brought to the attention of the general public through any appropriate medium

(e.g. Facebook and Twitter, newsletter, newspaper, radio).

If you are interested please contact one of our officers

OAA WEBSITE

Sherry Jose' is point of contact for the OAA website:

olneyartassociation.org If you would like to put digital photos of your paintings on the website, please email Sherry....each member will be allowed (1) image at a time and you may change them at any time. We need photos of your paintings for the gallery.

Email Sherry at: jose2325@aol.com

OAA OFFICERS FOR 2013 to 2014

Karen Norman	Co-President	301-622-3770 waterkart@gmail.com
Peggy Tadej	Co-President	301-754-0140 ptadej@comcast.net
Craig Whitt	Vice-President	301-758-5238
Sally Drew	Secretary	301-774-2125 swdrew@verizon.net
Barbara Kahla	Membership	301-301-9360 barb.kahla@gmail.com
Selma Robey	Treasurer	301-216-5416 robey87@comcast.net